

# Sea Swells LOG



The monthly  
newsletter of  
The Scuba  
Sports Club

March 2003

## Our Meetings Are Moving!

### Whitby Castle

330 Boston Post Road, Rye, NY  
(914) 777-2053



A newly-restored gated Tudor castle located on the grounds of the Rye Golf Club, Whitby offers panoramic views of the 18th hole of the golf course and Long Island Sound.

The City of Rye owns this historic landmark, and Restaurant Associates operates and manages its restaurant and catering spaces, including a ballroom with a 250-person capacity. The restaurant serves American grill fare and is open to the public for dining.

Whitby Castle was built in 1853 for the William Chapman family as a private residence. Stones from the original Whitby Abbey in England were used in its construction and thus the family chose "Whitby" as the name of the estate. The architect was the prominent Alexander Jackson Davis, who also designed the Lyndhurst Mansion in Tarrytown.

In 1896, the Chapmans sold the house to the Park family of Rye, who then lived

*Continued on page 11*

## March Meeting features Dr. Bill Hamilton

### An Update on DAN

8:00 pm

Wednesday, March 12, 2003

Divers Alert Network (DAN) is the premier organization supporting divers and diving safety. A nonprofit organization, it provides information and advice to the diving public, promotes and supports diving research, and maintains a 24-hour emergency telephone line for diving accidents. It is a very complex and truly international operation.

Dr. Bill Hamilton, chairman of the board of directors of DAN, will provide an overview of DAN's many faces and how it helps divers, but will also touch on ways divers can help DAN. Among these, with the retirement of Dr. Peter Bennett, DAN's founder and president for the past 23 years, DAN is honoring his service, and is actively searching for a world-class expert in diving safety to replace him.

Dr. Hamilton is a physiologist with more than four decades' experience of specialization in diving, aerospace, and environmental physiology, reflecting his particular interests in decompression, breathing gases (especially oxygen), and the effects of pressure. With his DCAP program he has developed many types of decompression procedures, including those that led to the origination and development of technical diving. A recipient of the NOGI award, he has been honored as Diver of the Year by the Boston Sea Rovers and Beneath the Sea.

## inside

- ◆ The Anchor Line .....2
- ◆ Diver of the Year .....3
- ◆ Environmental/Legislative.....3
- ◆ Club Business .....4
- ◆ Member Activities.....5
- ◆ Education and Safety.....6
- ◆ Travel .....8
- ◆ Coming Events .....9

## calendar highlights

- ◆ **Tour of Maritime Industry  
Museum .....March 8**  
*A special TSSC tour of this museum at historic Fort Schuyler. Page 9.*
- ◆ **TSSC March Meeting .....March 12**  
*See articles, left, and maps on page 11.*
- ◆ **Beneath The Sea Scuba  
& Dive Travel Show...March 28-30**  
*Don't miss the country's biggest and best consumer dive show! In the Meadowlands Convention Center, Secaucus New Jersey. Call (914) 664-4310 or visit BeneathTheSea.org for more informaton.*
- ◆ **Open House Party .....April 26**  
*TSSC's great what-we're-all-about party, to be held at the Central Square Café in Scarsdale. See page 11.*
- ◆ **Pasta Primo Vino .....April 27**  
*Join us as we sample pasta & wine at Rivendell Winery in Hawthorne. Page 11.*
- ◆ **North Carolina Trip.....July 21-25**  
*This wildly popular trip is being repeated once again. Sharks, wrecks, great vis, warm water. This trip always fills—so reserve your place now! See page 10.*



**THE SCUBA SPORTS CLUB**

P.O. Box 644

Rye, NY

<http://BeneathTheSea.org/TSSC/>

TSSC@BeneathTheSea.org

**OFFICERS**

<b>President</b>	Soliman Shenouda
<b>Vice President</b>	Bob Bak
<b>Treasurer</b>	Paul Dengler
<b>Secretary</b>	Pat Forgas
<b>Past President</b>	Ben Brush

**DIRECTORS**

<b>Executive Director</b>	Vreni Roduner
<b>Dive Operations</b>	Vadim Ternovski
<b>Education/Safety</b>	Rick D'Amico
<b>Enviro/Legislative</b>	Rick D'Amico
<b>Membership</b>	Anne Judge
<b>Newsletter</b>	Anne Judge
<b>Planning</b>	Bill Kilgallon
<b>Program</b>	Michael Prange
<b>Social</b>	Zsa-Renae Ho-Sang
<b>Photo</b>	Steve Dicosola
<b>Wreck Diving</b>	Jeff Pagano
<b>Director-at-Large</b>	Gregg macaulay
<b>Public Relations</b>	Judy Klotz-Simek

**LEGAL ADVISOR** Robert Schragar

**FOUNDER** Armand Zigahn

**CO-FOUNDER** Soliman Shenouda

Submissions to Sea Swells Log may be made in electronic or paper form by the 20th of the month. Electronic submissions (email) are preferred and should be sent to

SeaSwells@BeneathTheSea.org

Submission of paper copy should be sent to

Anne Judge  
2 Pine Mountain Road  
Danbury, CT 06810  
Fax (208) 485-4641

Please call or email to confirm fax receipt. For information send email to SeaSwells or call Anne at (203) 778-3584.

**Communication...  
Try it the new way...  
it could be fun!**



**President  
Soliman Shenouda**

Communication is a vital tool in dealing with bosses, subordinates, students, colleagues, friends and family members. In the past the accepted rule was that burden of following what was said was on the listener. However, modern teaching puts more responsibility on the speaker. In order to be a good communicator, one must provide appropriate means to enhance the understanding and perception of what is said.

Studies show that people's perceptions rely on whether they are more attuned to visual, auditory or kinesthetic clues.

For example, to improve your communication with a visual person, you must provide figures, pictures, drawings, charts, etc. To be effective communicator with an auditory person, one

must be more explicit in the verbal descriptions or commands. The kinesthetic person will understand and communicate better if he feels physically involved with the issue.

But how one can evaluate his listener and determine whether he or she is visual, auditory or kinesthetic?

A relatively new science, NLP or "Neuro-Logical Programming," concludes that the eye movement in response to simple questions could give an accurate cue to the perception type: visual, auditory or kinesthetic.


For example, ask a person visual questions such as, "what color are the carpets in your car?" or "what color are your mother's eye?" or questions about things that the person has not seen, and will have to construct, such as, "How would you like my point of view?" You may ask auditory questions such as, "what's your favorite kind of music?" Or kinesthetic questions, such as, "how do you feel early in the morning?"

Then observe cues in their eye movements. The drawing below claims to help.

Don't try this underwater!

*Visual Accessing Cues for a "Normally Organized" Right-Handed Person*

- V<sup>C</sup> Visual constructed images
- V<sup>R</sup> Visual remembered (eidetic images)  
(Eyes defocused and unmoving also indicate visual accessing)
- A<sup>C</sup> Auditory constructed sounds or words
- A<sup>R</sup> Auditory remembered sounds or words
- K Kinesthetic feelings (also smell and taste)
- A Auditory sounds or words



**References:**

*Frogs Into Princes*, by R. Bandler & J. Grinder  
*NLP: The New Technology Of Achievement*, by S. Andreas & C. Faulkner

## Congratulations to TSSC's Diver of the Year 2003

### Bob Schrager



Bob enjoys the après-ski scene during a TSSC ski trip

Congratulations to Bob Schrager for being elected TSSC's 2002 Diver of the Year.

Bob can be found on many club dives in both local and warm water locales. He is a safe diver based on reports from many members who have dived with him for years.

Bob works *pro bono* as our legal advisor, offering valuable legal advice on many issues that come before the TSSC's board of trustees. He has saved the club thousands of dollars over the years working diligently in its best interests.

Bob's slide and video presentations at general meetings have shown his

talents as an underwater photographer.

He also gives much of his time to Beneath The Sea, working as a trustee and sometimes in the difficult job of banquet dinner emcee. His presence at BTS has provided a level head during some exasperating and difficult situations that have arisen. He is always cool under pressure.

For these reasons and more, Bob Schrager is deserving of the 2003 TSSC Diver of the Year award.

**Ben Brush**

*Most of this article was taken from Pat Hart's letter nominating Bob for this honor.*

### Members of the Month

#### Bob & Paula Davenport

At TSSC's February meeting I had the pleasure of dinner with Bob Davenport and his wife Paula. I have known Bob for years and was pleased when he and his wife joined our club last year.

Bob has recently completed his PADI divemaster program. He most enjoys warm water diving but does not miss any opportunity to dive in the local area. He can always be counted on to go diving if asked. Look for him at the Easter egg hunt dive at Dutch Springs April 19, as he has joined me there for the past 4 years.

Bob will most likely be doing a lot of local dives these next few years as Bob and Paula are in the process of adopting a new member into their family. So at the next meeting, or when you see Bob and Paula next, check on how things are progressing with the adoption, or find out what dive Bob has planned next. I know for a fact that he dives year 'round and water temperature does not prevent a dive

**Gregg Macaulay**  
Director at Large

### environmental / legislative

#### The Long Island Sound 2003 Agreement

On 4 December 2002, in Norwalk, CT, the Long Island Sound 2003 Agreement was signed by Erin Crotty, Commissioner, NYS Department of Environmental Conservation; Arthur Rocque, Commissioner, CT Department of Environmental Protection; Jane Kenny, Regional Administrator, USEPA Region 2; and Robert Varney, Regional Administrator, USEPA Region 1.

This agreement approved 30 goals for protecting and restoring Long Island Sound. It builds upon the original Long Island Sound Study's Comprehensive Conservation and Management Plan (CCMP), approved in 1994. It calls for specific targets and time frames for Long Island Sound management activities. In addition, it calls for creation of a Long Island Sound Stewardship System which would potentially establish a series of ecological and public access sites around the sound. The agreement also includes \$2 million in EPA (Long Island Sound Restoration Act) funding for each state to finance infrastructure improvements to abate pollution in the sound.

Eight areas addressed by the agreement are (1) hypoxia, or low dissolved oxygen; (2) pathogen contamination; (3) toxic sub-

stances; (4) living marine resources and their habitats; (5) open space and public access; (6) watershed management; (7) public education and community involvement; and, (8) building partnerships to achieve these goals.

Some of the management actions called for are continuations of ongoing work. The states of New York and Connecticut have already achieved 26% of the long-term goal for reducing nitrogen loadings to Long Island Sound, which will serve to reduce the potential for hypoxia in the western sound. In addition, since 1998, 465 acres of coastal habitat and 43 miles of anadromous fish passage have been restored, which is a good start.

The Long Island Sound 2003 Agreement reaffirms the commitment by New York, Connecticut, and the federal government to improve conditions in Long Island Sound.

**Rick D'Amico**  
Environmental/Legislative Director

*[Ed. note: Here's your marine word of the month: Anadromous \A\*nad"ro\*mous\, adj : migrating from the sea to fresh water to spawn]*

## Directors' Meeting Highlights

February 5, 2003

- **New Meeting Location:** The club relocation to the Whitby Castle Restaurant at Rye Golf Club, starting with the March club meeting, was approved. Whitby Castle will offer us a special three-course meal for \$20.
- **Future Programs:** The following have been arranged: Dr. Bill Hamilton will present a DAN update in March; Dr. Erick Larson will speak on biotoxicity from marine creatures in April; and Vince Bologne will speak on Northeast wrecks in May.
- **Promotion:** Advertisements for club meetings and speakers are now in the Penny Saver, Gannet newspapers, radio station WFAS, TV channel 12, and Trader magazine.
- **Beneath The Sea:** TSSC will host prospective members at the Beneath the Sea show on Saturday March 29 from noon to 2 pm. The room has been reserved; food and snacks will be provided.
- **Dive Schedule:** The dive schedule is nearly finalized. The schedule includes wreck diving, local diving, warm water Caribbean trips, and a picnic/dive day.
- **Newsletter:** The newsletter will include more regular columns such as new local dive sites, what's new in scuba equipment, wreck facts, seafood recipes for camping, and more.
- **Directors Award:** A new award was proposed for the director who contributes most during the year.

## What's Cooking?

Contribute to the TSSC Cookbook

The car is all packed with gear, and in the early hours of tomorrow morning we will be leaving to meet the other divers, but what is in the cooler?

Is this part of the routine? Of course it is! We, as divers, join together and break bread, to talk over the dive and even plan decompression dinners to continue the enjoyment! Regattas, picnics, parties are all part of the camaraderie of the sport. You just can't get away from it! Strangers become friends and dive buddies over ginger snaps and Pepsi.

So what is in your cooler? I'd love to know! Share your recipes for snacks, appetizers, seafood, ribs, desserts, anything else you can think of! Send them to me at pat-forgacs@abicon.com or 9 Fairway Drive, Danbury CT 06811, or to Zsa Hosang at zsa.hosang@verizon.net or 3555 Bainbridge Avenue, Apt 3F, Bronx NY 10467. You can also bring them to the March or April club meeting.

Early this summer, we will put them together into a booklet in time for this summer's parties and dives. These will be available for a small donation to TSSC.

I can't wait to find out what Rick uses on his ribs for the regatta, or the marinade that Howard uses for his tuna steaks. I hear that Vreni has a few seafood recipes that are "to dive for"!

This may be a collectors' item in years to come, so become immortal by contributing your specialty today.

Pat Forgacs

## Rodale's Scuba Diving Magazine

Subscribe through TSSC!  
Renew through TSSC!  
Earn Money for TSSC!

Rodale's offers a special program that supports dive clubs across the country. By renewing at the standard subscription/renewal rate of \$12.97 for 1 year (10 issues) of Rodale's Scuba Diving, you cause \$5 to go directly to the club.

What do you get for your money? Articles on new gear, tips on sea life, photos, reader reviews of resorts and dive operations, and articles on a wide variety of other aspects of the water world.

The March issue of Rodale's even covers something you would not expect: yoga. It shows some exercises that can help improve your breathing skills. Also in this issue are an article on Simon Morris, the mermaid sculptor and great photos and vacation ideas. Rodale's has special referral rates on some pretty nice vacation packages for divers and non-divers.

Rodale's is also a sponsor at Beneath the Sea, and has, in the past, listed our club meeting dates and location.

All that for only \$12.97 per year! Send in subscription orders to Pat Forgacs 9 Fairway Drive, Danbury CT 06811 (make your checks out to TSSC) or see me at club meetings. Subscription orders will be mailed to Rodale's about 1 week after our monthly meetings.

Pat Forgacs

**Q: What is BTS? What is the relationship between TSSC and BTS? Are there any advantages to volunteering time to TSSC and/or BTS?**

**A:** Beneath The Sea (BTS) is a not-for-profit organization. The majority of its officers are volunteers. BTS was chartered to provide the diving communities with education and information for safe diving and environmental protection. A subdivision of BTS is Ocean Pals, which is focused on youth. BTS produces an annual convention, which this year is

scheduled for Friday through Sunday, March 28-30. The convention includes an exhibit hall of over 300 exhibitors and various seminars, workshops, and evening shows featuring famous people in the dive industry and media.

The Scuba Sports Club [TSSC] is also a not-for-profit organization. TSSC was and still is the primary sponsor of BTS. The relationship between TSSC & BTS is very strong. The president of TSSC has a seat in the BTS board of trustees. BTS offers TSSC a free booth at the

show to promote club activities.

If you volunteer your time to work at TSSC booth, you get two days' general admission to the exhibit hall. If you volunteer 4 hours' time to BTS you get free admission to the exhibit for the rest of the day; if you volunteer 8 hours you can attend the next day free. If you volunteer for two days you get free admission to the Friday welcome party, free admission to the film festival on Saturday evening, and free admission to the Cayman Island party Saturday night.

## Membership Report

It's renewal time! You should all have received your renewal forms about a month ago, and about 60% of you have returned them to me. Thanks to all of you!

If you sent in your forms, you can assure yourself that I received and processed it by checking the date in the upper right corner of your newsletter mailing label. It should read 3/04.

But that leaves a lot of you who still haven't renewed. I'll be sending out a second mailing soon, and I hope all who get it will return the forms promptly and ensure that they remain members of the

best dive club in the area!

In addition to the renewals, I've received forms from four new members since the beginning of the year. **Don Reynolds** of Croton-on-Hudson joined in January. **Dorothy and Robert Knudsen** of South Salem, **Carolyn Whittle** of Dobbs Ferry, and **Howard Schiller** of Bronxville all joined in the last month. We welcome them all to the club—look for them at meetings and make them feel welcome. And let's get them out diving!

**Anne Judge**  
Membership Director

## Get TSSC Stuff!

Show your club spirit with TSSC decals and patches! Stick-on plastic decals are \$1, and sew-on cloth patches are \$3. You can pick them up at any club meeting from Director at large Gregg Macaulay. T-shirts should be coming soon, so ask him about them!



## What's New



### Portable Privacy

The girls get ready in the **changing room**, which folds into a 23-inch carrying case and opens into a 3-by-6-foot chamber. MSRP: \$69.96. Call 888-455-1250, or find it on the web at [gochange.com](http://gochange.com).

## member activities

### Through Her Eyes

by Bob Bak

At the end of January I had the experience of diving in the Living Sea at Walt Disney World with my 14-year-old daughter Lissa. She was certified two years ago, but has not dived in a year and a half. Leading up to the dive was a long series of nervous questions from her. My answer to her questions was, "remember to continuously breath, never hold your breath, do everything slowly including your ascent, relax, and have fun." I had almost forgotten the nervous anticipation of a new diver. The questions, the wide eyes, and that smile.

Dive Quest at The Living Seas in Epcot is a program that takes over 2 hours. This includes a behind-the-scenes tour of the facilities and an educational talk on the seas. They take a maximum of 8 divers twice a day, but most groups are three to four people. There is a charge for this dive but all the money goes to the Disney Wildlife Conservation Fund. Discounts for PADI Diving Society members are available. The dive is about 45 minutes. Some people may think this is just a pool dive, but I assure you it is not. The tank is 203 feet in diameter and 30 feet deep. There are over 4000 fish in the tank, including southern rays, eagle rays, four sharks, two huge grouper, tarpon, and two 300 pound green sea turtles.

After our briefing we suited up. Lissa's first comment was, "I don't look good in

this." I thought, "*you* don't look good, look at *me!*" They then paraded the three of us through the Living Seas up to the observation deck and up a center spiral staircase to the top of the tank. Upon their opening the door my first thought was, "this is huge." We suited up, headed out to a buoy, and started our descent. I looked at Lissa through the crystal clear water, watching her frequently equalizing and adjusting her buoyancy. By the time we hit the gravel bottom she was off and swimming. It was coming all back to her. We toured the aquarium, swam through the "Disney concrete coral reefs," played with the cannon and other artifacts. She swam with sharks and hovered above the giant sea turtles. The most fun she had was playing with the small children in the observation deck and through the 6-inch lexan windows of the restaurant. She even taunted her younger sisters


But all good things must come to an end. After a slow ascent to the surface, the first words out of Lissa were, "can we do it again, Dad?" The Disney experience was just that a magical, memorable experience that we will never forget. And if we do, it's on video. She reminded me of my first dives. The anticipation, the nervousness, the rush. Experience that feeling. Take your children, grandchildren, or new diver and dive in our living seas.

## Safety on the Dive Boat

Most of the time, when we think of safety while diving, there is a tendency to consider safety while in the water. Yet most of our time on the water is usually spent on the dive boat. Therefore, this month's quiz will focus on situations that can occur while on the boat.

- 1) The boatyard, marina, or yacht club is displaying a plain red pennant from a mast outside of the main building. This means:
  - a) Military maneuvers are underway in the harbor; all boating activity is prohibited;
  - b) Hurricane warnings;
  - c) Small craft warnings;
  - d) Fuel transfer from a barge is underway nearby.
- 2) When filling a small, portable fuel tank, the operator should:
  - a) Remove the tank from the boat;
  - b) Avoid smoking while dispensing fuel;
  - c) Touch the side of the fuel nozzle to the inner edge of the fuel tank's opening;
  - d) A, B, and C
- 3) When refueling a larger boat with a built-in fuel tank, the operator should:
  - a) Avoid smoking while dispensing fuel;
  - b) Close all hatches prior to dispensing fuel;
  - c) After dispensing fuel, open all hatches and run the blower;
  - d) A, B, and C
- 4) If it becomes necessary to quickly join two lines of uneven thickness, the best knot to use would be:
  - a) Square knot;
  - b) Sheet or Becket bend;
  - c) Sheepshank;
  - d) Two half-hitches.
- 5) The person at the helm observes an individual falling overboard on the starboard side of a medium-sized boat. The immediate reaction of the person at the helm should be to:
  - a) Turn the vessel starboard;
  - b) Turn the vessel port;
  - c) Maintain course and speed;
  - d) Accelerate.

**Rick D'Amico**  
Education/Safety Director



### Have You Checked Your High Pressure Spool Lately?



The high pressure spool is inside the connection between your pressure gauge and the hose. It allows the gauge to swivel so that you can turn it to face you. It is small, often neglected and the number-one cause of air leaks in the gauge area. The one-inch bar in the picture is a hollow tube with an inside diameter of a millimeter or less. The air reaching your gauge must pass through this tube.

An airtight connection is made by two little O-rings that seal the compressed air from the hose and gauge, allowing them to turn. Like all O-rings, they eventually go bad. Usually there is a warning—a small stream of bubbles from the hose-gauge junction. Even if they blow completely, the small diameter of the spool and pressure hose should allow you to make it to the surface without running out of air. Replacing them periodically costs pennies. At least keep them clean and lubricated.

**Lada Simek**

### Safety on the Dive Boat Answers & Discussion

- 1) (b) A single red pennant signifies small craft warnings. It would probably be a good idea to make plans other than diving for that day.
  - 2) (d) Because fuel vapors are heavier than air, it is wise to remove a portable fuel tank from a boat to prevent vapors from collecting inside the hull. Smoking while fueling is always a no-no. Touching the nozzle to the inner edge of the fuel tank opening grounds the nozzle and eliminates the possibility of a spark occurring.
  - 3) (d) Remember, fuel vapors are heavier than air. That's why the hatches should be closed prior to fueling. The hatches should be opened and the blower operated following fueling to eliminate any vapors that might have made their way inside the hull.
  - 4) (b) Sheet or Becket bend.
  - 5) (a) This is somewhat counterintuitive at first, as one might think that the
- object is to get as far away from the person overboard as possible. However, the most important thing is to move the boat's stern (which has the propeller) away from the person overboard. Because the boat turns about an axis somewhere near its center, the stern of the vessel will initially move in the opposite direction from the turn. Thus, turning toward the side of the boat that the person fell overboard is the immediate course of action.

## Boyle's Law Does Not Work!

Actually it works, but only for ideal gases. What is an ideal gas? There is no such thing. Be advised, however, that real gases in real scuba tanks under pressure exhibit deviations of as much as 15% from predicted behavior. Want to know more? Read on and think.

Ideal gases (remember, there's no such thing), have molecules which are lacking two important features. One is size—they are super small, or points having no dimensions. If air were an ideal gas, you could fit the earth's entire atmosphere in a container the size of a pea, pressure being high enough. Clearly, this could not be done, because once you "squeezed" out all the space between molecules, you would have a mass of solid atoms, which are not compressible any more. *Real* gas molecules *do* have volume, which take away from the volume of the container. And that is the first thing that messes up the Boyle's law.

The second fly in the ointment is that ideal gases have molecules that move completely at random and have zero intermolecular attractions. In other words, they don't stick together. Ideal gases could never be liquefied, because it is those attractions that hold molecules together in a liquid. Helium is the closest to an ideal gas with a boiling or liquefying temperature only four degrees above absolute zero (zero Kelvin). Gases that you put in a scuba tank boil almost 200 degrees Kelvin higher. Air is far from ideal. Many air molecules in your tank and in your lungs are "sticking" together.

Thus they act like fewer molecules in the container and this also messes up Boyle's law calculations.

**Test your understanding:** Under what conditions (high or low) of temperature and pressure would you expect Boyle to fail badly?

Lada Simek

## PADI Dive Table Recall

PADI recently issued a recall notice for certain Recreational Dive Planners (RDPs) distributed during the period June 2002 through January 2003. Errors in printing caused inaccurate or missing numbers on these RDPs.

All RDPs included in this recall bear the printing mark "Printed in the USA" located on the backside upper right corner and a product number and production code, generally at the bottom right corner on the back side of the table. A full list of production numbers and product codes for the affected planners can be found on the PADI web site at [padi.com/rdprecall](http://padi.com/rdprecall) Or contact your local PADI dive shop or call 866-698-0974.

If the dive table does not contain a production code, or the code does not match any in the list on the web site, it is not included in this recall. Not all RDPs shipped during the latter half of 2002 have printer errors

While analysis of the problems shows that the risk of injury from errors is remote, for the sake of safety, PADI asks that you immediately check any RDP that you purchased or received during the covered period. If you have an RDP with the product number and production code listed above, please return it to a PADI dive center or resort for a free replacement. Or, in the United States and Canada, you may call, toll free, 866-698-0974. Do not use the RDP to plan your dives!



OK




OK



OK



Distress



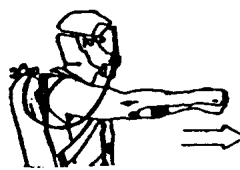
Something is Wrong



Out of Air



Let's buddy Breath



Danger

**Answer to Boyle's Law Question**

Under high pressure, the crowding aspect is higher, and molecules occupy a larger portion of the volume of the container. Boyle's law works pretty well below one atmosphere, but in a scuba tank, forget it.

When gas molecules are at high temperature, they move so fast that the "sticking together" is minimal, but at low temperature it can be quite pronounced. So, if you take that scuba tank in the cold Atlantic, don't expect Boyle's law to apply very well.

Now, go and tell off your scuba instructor!

## Tips for Traveling Divers

Lada Simek

*The following are topics selected from a workshop given at Beneath the Sea 2000 by Ken Knezick, president and owner of Island Dreams Travel in Houston. Ken travels for a living and has collected a wealth of experience that is of benefit to every diver going on vacation. — Lada*

### Luggage tags

Yes, common sense requires them, but did you know that there are individuals at airports who sneak up behind people in line and copy the addresses from their tags? Now they have the location of an empty residence, which can be sold as a prime target for burglary. Instead of your home address, list your business address, a neighbor or some place where you are known. If this isn't possible, at least put the information on the back of the card where it cannot be read easily.

### Don't use valuable-looking luggage

Absolutely no expensive-looking luggage or Nikon stickers! There were 3000 bags stolen during the last two years in the three New York City airports. The number one target is golf equipment, but dive gear is number two. The less appealing you make it, the better. If you must use quality luggage, put it inside an old dirty army surplus duffel bag.

### Photograph the contents of your dive bag

Currently airlines pay a maximum of \$300 for one lost bag with an absolute limit of \$1250. A regulator, gauges, computer and BC are impossible to replace at that price. If you have pictures you have a much better chance of collecting. Frequent flyers can usually get more out of an airline for their loss.

### Photograph your luggage

I understand the lost bag room at Newark Airport is the size of a football field. If you want a chance of having it found, you can't say, "It was black and about so big!" Hundreds of bags will fit the description. Take a picture of it, preferably after painting a fat pink stripe down the side or creating some other distinguishing characteristic. You must remember your bag is not unique. The factory made thousands. A passenger-thief might take yours to the car if it resembles his, and later come

back for his own. Even if caught, you could not prosecute him because he would claim a mistake—"Look! There's mine! It looks the same!"

Luggage gets stolen one of two ways. Either the handler changes the destination tag and sends the bag to an entirely different location where an accomplice picks it up, or it gets pulled off the conveyor belt in long corridors out of sight of the public. Thieves will feel soft luggage for hard items such as cameras. These should never be checked, but if you must, wrap it in clothes to make it hard to identify.

### Pick up your bag if you change airlines

If you fly one airline, even if there are two different legs or flights, it is OK to check the bag through to the final destination. But if you use a different airline and a bag is lost, the first airline will say "We gave it to them" and the second will say "We never got it." You have no leg to stand on.


### Be at the airport three hours before departure

The reason is simple. Airlines make about 15,000 changes each day. Cayman Air routinely overbooks its flights by 60%, I am told. If there is a line, you want to be at the front of it.

Last year I was scheduled for a 9:00 am flight to Honduras. I was an hour and fifty-five minutes early. Cool? Nope! The flight was canceled. If I had been there ten minutes earlier, I could have gotten on the 8:00 am flight, but it filled just as my turn came. I missed my connection and spent two days sitting at airports!

### Passport

This should not even be in a bag, but on your person in a pocket that is buttoned or has a velcro flap. A US passport is worth \$8000 in the Far East and dozens get stolen each day. It took Ken four days to get out of Borneo when his was stolen. The Marines would not even let him in the embassy, since he could not prove who he was. Carry two copies of the front page of your passport in two different bags. Carry the \$60 passport fee in cash and three pictures of yourself so you don't



Well, here's the place's slight reminder to its indistinguishable "black bag". Hehehe, unless you wonder why they don't make the whole plane out of that

have to wait to get the pictures

developed if you must replace it. Carry a notarized copy of your birth certificate, marriage license, social security number and a picture ID. Carry a copy of the contents of your wallet. Maintain an additional set of documents in your home or office stateside, ready for immediate express mailing. Know the location of the US embassy wherever you go.

### Credit cards

Beware!!! Ken used a credit card in a restaurant in the Philippines. He soon found that his name and card went on a shopping spree in Singapore. Any waiter can get the number and name. The rest is easy. Traveler's checks are losing popularity since they are easier to copy than cash. Ken's recommendation is cash in three separate locations. The best hiding place is your bag of dirty laundry. That is one place thieves do not look if they get in your hotel room.

### In public places

Avoid showing large amounts of cash. Keep singles on the outside of your bankroll. Don't keep all your cash in one place. Make at least three piles, hidden in different places. When you make a purchase, try not to show the public which pocket your wallet is in. Better yet, do not carry your wallet with papers you won't need, like your driver's license, medical insurance cards, etc. That just makes more trouble to replace if your pocket gets picked. If it does happen, check the nearest trash can. Thieves will often take the cash and dispose of the wallet immediately.

I got hit by a team of four in a Prague subway. They created a momentary crowding and pushing and removed my wallet. We checked the trash but could not find it. I got it back two weeks later from a lady in Virginia who found it in a trash can while looking for her own which got stolen at about the same time. You must maintain absolute vigilance at all time.

## Area Dive Shops

This list is provided as a convenience to our readers. TSSC does not endorse any shop.

### Aqua Visions Scuba Ltd.

126 Mamaroneck Avenue,  
Mamaroneck NY  
(914) 381-1884

### Captain Mike's Dive Center

530 City Island Avenue, Bronx NY  
(718) 885-1588  
<http://CaptainMikesDiving.com>

### Cougar Sports

917 Saw Mill River Road, Ardsley NY  
(914) 693-8877

### The Dive Shop

265 Federal Road, Brookfield CT  
(203) 740-9166  
<http://TheDiveShopOnline.com>  
Sherri@TheDiveShopOnline.com

### Marsh Scuba Supply

91 Lauer Road, Poughkeepsie NY  
(845) 452-8994  
<http://MarshScuba.com>  
Marsh\_Scuba@worldnet.att.net

### Orbit Marine Sports Center

3273 Fairfield Avenue, Bridgeport CT  
(800) 395-3483  
<http://OrbitMarine.com>  
OrbitDive@aol.com

### Pan Aqua Diving

460 West 43rd Street, New York NY  
(800) 434-0884  
<http://PanAqua.com>  
NYstore@PanAqua.com

### Pan Aqua Diving

461 Federal Road, Brookfield CT  
(888) 388-3483  
<http://PanAqua.com>  
CTstore@PanAqua.com

### Rex Dive Center

144 Water Street, Norwalk CT  
(888) 260-DIVE (3483)  
<http://RexDiveCenter.com>  
DiveShop@RexDiveCenter.com

### Scuba New York

2037 Central Park Avenue, Yonkers NY  
(914) 779-2966  
<http://ScubaNewYork.com>  
Info@ScubaNewYork.com

### Westchester Dive Center

500 North Main Street, Portchester NY  
(914) 937-2685

## The New Jersey Historical Divers Association's New Jersey Shipwreck Symposium

2-6 pm, April 26, 2003  
At the Post Theater  
Sandy Hook, New Jersey

NJHDA's Shipwreck Symposium will be hosted by award-winning underwater videographer F. Allen Vogel. Proceeds will benefit the NJHDA Archives Facility and Museum Project.

Information may be found online at [members.aol.com/aqualieb/eventspage.html](http://members.aol.com/aqualieb/eventspage.html). For more information and reservations email [NJHDA@aol.com](mailto:NJHDA@aol.com) or call (732) 776-6261. Seating is limited and reservations are required. Admission is \$15.

Workshops and seminars include *Basic Artifact Preservation* with Steve Nagiewicz, *Shipwreck Identification* with Dan Lieb, *Marine Life Identification* with Donna L Blaszcak, and *Tricks Of The Trade* (underwater video) with Danny Crowell. More information be found at the above URL. Space is very limited, so make your reservations early!

### Schedule of Events

A Film by F. Allen Vogel

*Dan Lieb*

Identifying the *Cecilia M. Dunlap*

*Donna L Blaszcak*

Visit to a Few of New Jersey's  
Shipwrecks and Their Residents

*Peter Hess*

Wrecked Diving?: The Bureaucrats'  
Claims on Shipwrecks

*Danny Crowell*

The *U.S.S. Murphy* Project

## Dive Safety Program

9 am - 4 pm, May 3  
Westchester Medical Center  
Valhalla, NY

Mark your calendars! This event is *free*, but space is limited. Refreshments will be served. More information will come. Co-sponsored by Beneath The Sea. Contact Armand Zigahn at (914) 961-2088 or [Zig4BTS@aol.com](mailto:Zig4BTS@aol.com).

## At TSSC's March Meeting Our Dive Shop of the Month

Westchester Dive Center  
500 North Main Street  
Portchester, NY  
(914) 937-2685

Bob Tseng of Westchester Dive Center will join us March 12th to give a short talk on his dive operation. Bob has been a leader in the promotion of diving in our area. He has been recognized by PADI as a leader in this industry. Come and welcome Bob to our new meeting location.

## Visit the Maritime Industry Museum

11 am, March 8, 2003

Lada Simek has arranged a guided tour of the Maritime Industry Museum at historic Fort Schuyler in Throggs Neck, New York. Even if you have been there before, it's worth going again because there are always new exhibits and changes!

We will meet at 11 am on March 8th inside the pentagonal building, which is hard to miss.

The library of the academy which is next to the museum is a pleasant place to spend an hour. Interested in shipwrecks? They have hundreds of listings. Ship design, records? They have thousands.

For more information, email Lada at [lada@prodigy.net](mailto:lada@prodigy.net) or call (718) 884-4611.

To top off the day, **Gus Barry and Debbie Eckert** welcome all TSSC members who will be at Fort Schuyler to join them for lunch following the tour at their home, which is very near Fort Schuyler (right off Pennyfield Road). To help them plan this event, please RSVP by emailing [DeborahLEckert@aol.com](mailto:DeborahLEckert@aol.com) or calling (718) 792-1191 (home) or (212) 455-2677 (work).

**Directions to Fort Schuyler:** Take Route 95 to 295, the Throggs Neck Expressway. Take the **last** exit, marked Pennyfield Ave. Follow the exit road around and go to the traffic light at Pennyfield Ave. Make a left and go to the end.

Go through the gate (the guards will let you in) and continue following the water until you come to the fort. Meet at the flagpole, or, if it is cold, inside the lobby. The tour is free.

## North Carolina Diving

Join us for great diving this summer!  
July 20–26, 2003 • Beaufort, North Carolina

This summer, TSSC will be diving south of Cape Hatteras, North Carolina, in waters warmed by the Gulf Stream. You could say this is a Northeast wreck diver's dream: warm water, great visibility and superior wrecks. No cold and murky waters! A shorty or a 3 mm suit should be all that is necessary.

During World War II, German U-boats lay in wait in this area for Allied freighters and tankers as they plied north towards Cape Hatteras. The U-boat captains knew the ships would slow and head farther offshore to avoid grounding on the ever-changing outer banks, making them easy targets. As a result of the German torpedoes, we suffered a tremendous loss of ships here. One German U-boat, the U-352, also lies in this area, caught and sunk near its prey. These are the shipwrecks for which North Carolina is so famous. The wrecks have become a haven for marine life; sea turtles, rays and sand tiger sharks as well as many other tropical fish inhabit the wrecks. The sharks are especially exciting to see.

But don't be misled into thinking diving North Carolina's warm and clear water is easy. Sometimes it isn't. There can be a surface current and 3- to 6-foot waves, making it imperative that you use the anchor and tag lines when descending to and ascending from the wreck site. Most of the good wrecks lie 25 miles offshore in water 80 to 100 feet deep, making it deep-water diving. All factors of diving become critical in deep-water diving. You have to watch your depth and bottom time carefully to remain within no-decompression limits; it's a long way up the anchor line to the surface. At the surface you could be confronted with rough seas, making boarding difficult. And don't forget your seasickness medication if you're prone to that condition! On the other hand, diving conditions can be easy with calm seas.

I have led numerous trips to North Carolina and have to say we all have had a great time. Some of the more popular

shipwrecks in the Cape Lookout area where we will be diving are the U-352, a German sub sunk by our Coast Guard during WWII; the USS *Schurz*, a WWI destroyer; the *Papoose*, *Cassimar*, and *Atlas*, torpedoed tankers known for their resident sharks; and the torpedoed freighters *Ashkabad* and *Caribsea*. There are many more, but the full list would be too long. Olympus Divers maintains a list of wrecks they visit on their web site at [olympusdiving.com/wreckfrm.htm](http://olympusdiving.com/wreckfrm.htm).

Needless to say, these wrecks offer some great wreck photography possibilities, of divers and of the abundant marine life. I think Michael Prange has a deal with National Geographic for the footage he took of those sand tiger sharks!

Our dive trip to Cape Lookout is scheduled for July 21 through July 25. We will be diving with Olympus Dive Center in Beaufort, North Carolina. We will travel down on Sunday, July 20, dive July 21 and 22, take Wednesday off for sightseeing—and there are a lot of attractions such as a great maritime museum and an aquarium—dive again July 24 and 25, and drive home on Saturday.

There are a variety of lodging facilities availability, including a dormitory-style lodge (part of Olympus' package), motels to fit different budgets, and condos for three or four persons to share.

Costs for food will naturally vary with the individual. Those staying in a condo or

**At right:** TSSC divers on the *Caribsea* last July enjoy what North Carolina has to offer—clear warm water, plentiful wrecks, and abundant marine life.

Photo by Dave Lindsay

the lodge will have kitchen facilities for cooking. If your preference is dining out, there are many fine restaurants in the area.

No dive equipment is supplied by Olympus, but rentals are available. Olympus Dive Center is also a nitrox facility. The cost of diving is \$90 per diving day.

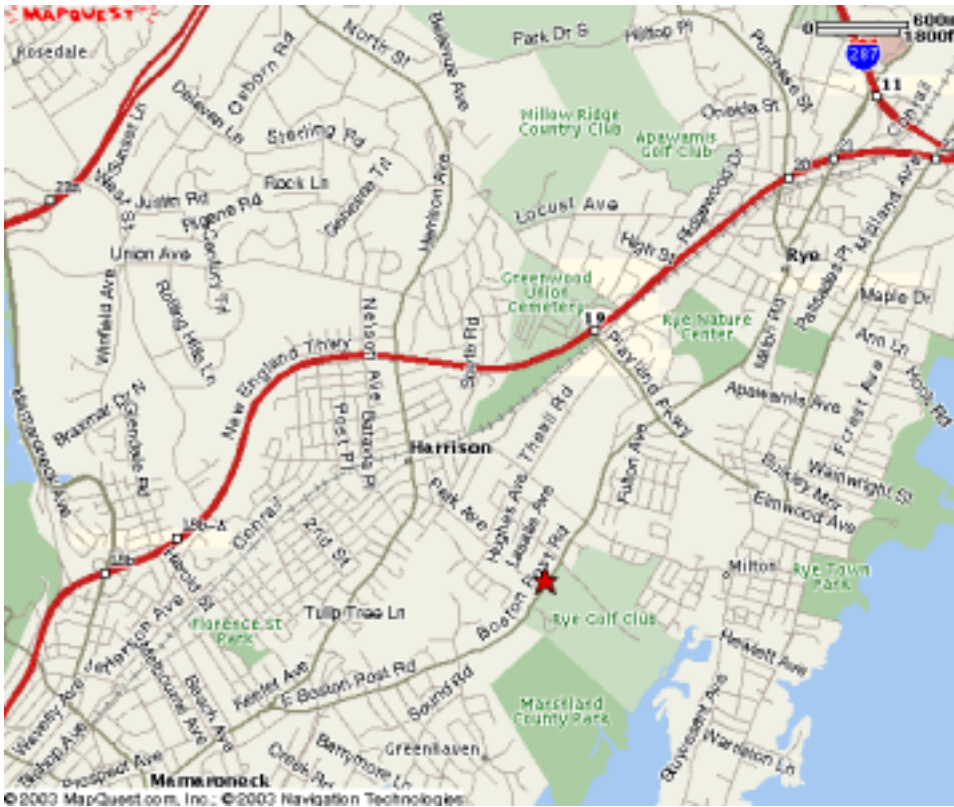
The club has booked 12 spots for this trip. Signed up so far are Dick Smith, Tom and Stephanie Milazzo, Pat Forgacs, Pat Hart, Paul Dengler, Zeke Petryszyn, Chris Sundahl, and Michael Prange.

**Reservations for this trip must be made in advance.** If you are interested in going or have questions, call me at (914) 769-9394 (home) or (914) 964-9520 (work).

**Please note that Olympus Dive Charters requires that divers have made an 80-foot ocean dive during the year prior to diving with them.**

Dick Smith





**Whitby Castle** *cont. from page 1*

there for 25 years. In 1921, the 40 acres of the original property were combined with the 110 acres of the adjoining Allen Estate and became the Rye Country Club. In 1965 it became the Rye Golf Club.

**Directions To Whitby Castle**

**From I-287:** Get off at exit 11. At the end of the ramp, turn right. Carefully, continue to follow Route 1 south for approximately 2 miles. The Rye Golf Club and Whitby Castle are on your left. Turn into the entrance and Whitby Castle is straight ahead.

**From I-95:** Get off at exit 19, Rye/Playland. On the off-ramp, take the first exit on right to Rye/Harrison. Go left at the first stop sign. At the next stop sign turn right, following signs for Mamaroneck. You will merge into Route 1. Follow this for 3/4 of a mile. Turn left into the entrance of Rye Golf Club. Whitby Castle is straight ahead.

**April Fun with TSSC**

**Open House Party**

7:30 pm, April 26

Central Square Café

**Pasta Primo Vino**

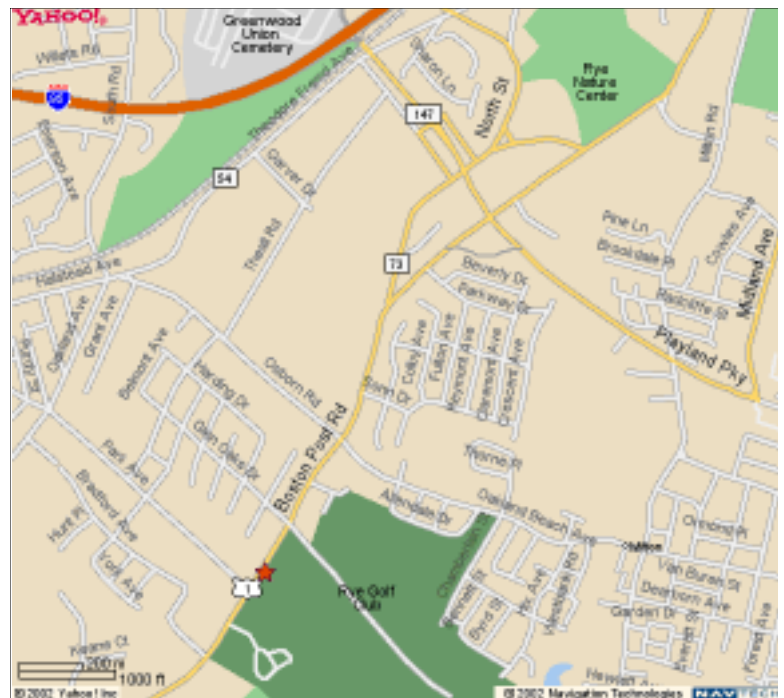
April 27

Rivendell Winery

I am absolutely sure you are ready for summer and the start of dive season 2003. But before summer comes, there is spring, that time of new beginnings and infinite possibilities. What better way to celebrate the beginning of the season than with the traditional **TSSC Open House Party**? This year it will be held at the **Central Square Café**, Scarsdale, New York, on Saturday, April 26.

So hold that date! Don't forget! **Saturday, April 26, 2003, 7:30 pm** until they throw us out (just kidding—I think). There will be food, titillating libations and the opportunity to reconnect with fellow club members and dive buddies as well as welcome new club members!

But wait, there's more! Join us on **Sunday, April 27** to continue the celebration by attending the **Pasta Primo Vino** event at the Rivendell Winery in Hawthorne, New York. This will be a day of sampling the best wines and pasta dishes in the Hudson Valley area. Tickets for this event are \$10 and all proceeds will benefit The Food Bank of the Hudson Valley. For more information on the event and directions, visit [www.rivendellwine.com](http://www.rivendellwine.com).



The Open House and the Pasta Primo Vino events are just the beginning of what promises to be a great year for TSSC.

We have a new meeting place, The Whitby Castle in Rye, New York, new directors and rumor has it that the new social director hopes to have us all ballroom dancing before the year is out.

So stay tuned for more details...

**Zsa Renae Ho-Sang, Social Director**



Anne Judge, Membership Director  
The Scuba Sports Club  
2 Pine Mountain Road  
DANBURY CT 06810

## March Meeting

8:00 pm, Wed, March 12

Dr Bill Hamilton  
*presents*  
An Update on DAN

***NEW LOCATION!***

**Whitby Castle Restaurant**  
330 Boston Post Road  
Rye, NY

See page 1 for more details. Maps and directions can be found on page ?.



*Fish swarm the wreckage of the Caribsea off the Outer Banks of North Carolina during TSSC's visit there last July. Join TSSC there this summer and enjoy the warm, clear water, the marine life, and the plentiful wrecks! See page 10.*

*Photo by Dave Lindsay*